


CODIGO 52718

DESCRIPCION: DUCHA ANGEL CON GRIFO LAVAPIES



ESPAÑOL

POS	CODIGO	DESCRIPCION	POS	CODIGO	DESCRIPCION
1	4401040109	CUERPO ANCLAJE DUCHA	10	4401040022	ANILLO FIJACION
2	4401040108	FIJACION ANCLAJE DUCHA 43	11	4401040023	CUERPO VALVULA
3	4401040903	TOMA DE TIERRA	12	4401040049	TE 1/2" M.-1/4" H.-1/2" H.
4	4401040017	TAPETA INFERIOR DUCHA D. 43	13	4401040050	GRIFO LAVAPIES
5	4401040018	POMO CILINDRICO	14	4401040212	TUBO INFERIOR 1/2"
6	4401040019	EJE VALVULA	15	4401040048	LATIGUILLO 1/2" M - 1/2" H L=550 MM.
7 *	4401040021	JUNTA BRAZO D. 40	16 *	4401040024	BRAZO DUCHA ROSCADO
7 *	4401040266	JUEGO DE 2 JUNTAS TÓRICAS	16 *	4401040267	BRAZO DUCHA
8 *	4401040020	ROCIADOR RECTANGULAR ROSCADO	17	4401040047	CJTO. POMO DUCHA
8 *	4401040226	ROCIADOR RECTANGULAR CON TORNILLO PRISIO	18	52718R0003	TUBO EXTERIOR D. 43 LAVAPIES
9	4401040106	TAPETA EMBELLECEDORA SUPERIOR 43			

CODIGO 52718

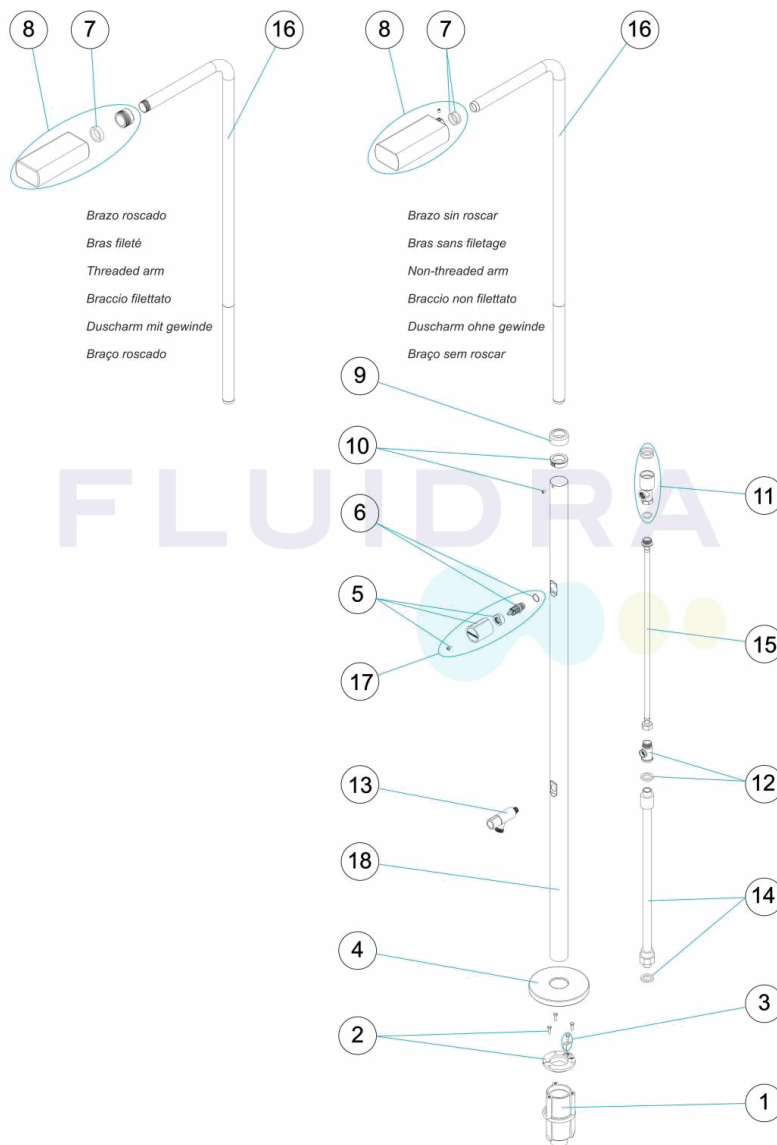
DESCRIPCION: DUCHA ANGEL CON GRIFO LAVAPIES

OBSERVACIONES

POS	CODIGO	OBSERVACIONES
7	4401040021	PARA BRAZO ROSCADO / FOR THREADED ARM
7	4401040266	PARA BRAZO SIN ROSCAR / FOR NON-THREADED ARM
8	4401040020	PARA BRAZO ROSCADO / FOR THREADED ARM
8	4401040226	PARA BRAZO SIN ROSCAR / FOR NON-THREADED ARM
16	4401040024	PARA BRAZO ROSCADO / FOR THREADED ARM
16	4401040267	PARA BRAZO SIN ROSCAR / FOR NON-THREADED ARM

CODE 52718

DESCRIPTION: DOUCHE ANGEL LAVE-PIEDS



FRANCAIS

POS	CODE	DESCRIPTION	POS	CODE	DESCRIPTION
1	4401040109	CORPS D'ANCRAGE DE DOUCHE	10	4401040022	ANNEAU FIXATION
2	4401040108	1/2 ENCRAGE SUPÉRIEUR AVEC PRISE DE TERRE	11	4401040023	TE ROBINET DE DOUCHE
3	4401040903	PRISE DE TERRE	12	4401040049	TE 1/2" M.-1/4" H.-1/2" H.
4	4401040017	CACHE INFÉRIEUR DOUCHE D. 43	13	4401040050	ROBINET RINCE PIEDS
5	4401040018	POMMEAU CYLINDRIQUE	14	4401040212	TUBE INFÉRIEUR 1/2'
6	4401040019	AXE VANNE	15	4401040048	TUYAU 1/2" M - 1/2" H L=550 MM.
7 *	4401040021	JOINT BRAS D. 40	16 *	4401040024	BRAS DE DOUCHE FILETÉ
7 *	4401040266	SET DE 2 JOINTS TORIQUES	16 *	4401040267	BRAS DE DOUCHE
8 *	4401040020	JET RECTANGULAIRE FILETÉ	17	4401040047	ENSEMBLE POMMEAU
8 *	4401040226	JET RECTANGULAIRE AVEC VIS SANS TÊTE	18	52718R0003	TUBE EXTERIEUR D.43
9	4401040106	ENJOLIVEUR SUPERIEUR 43			

CODE **52718**

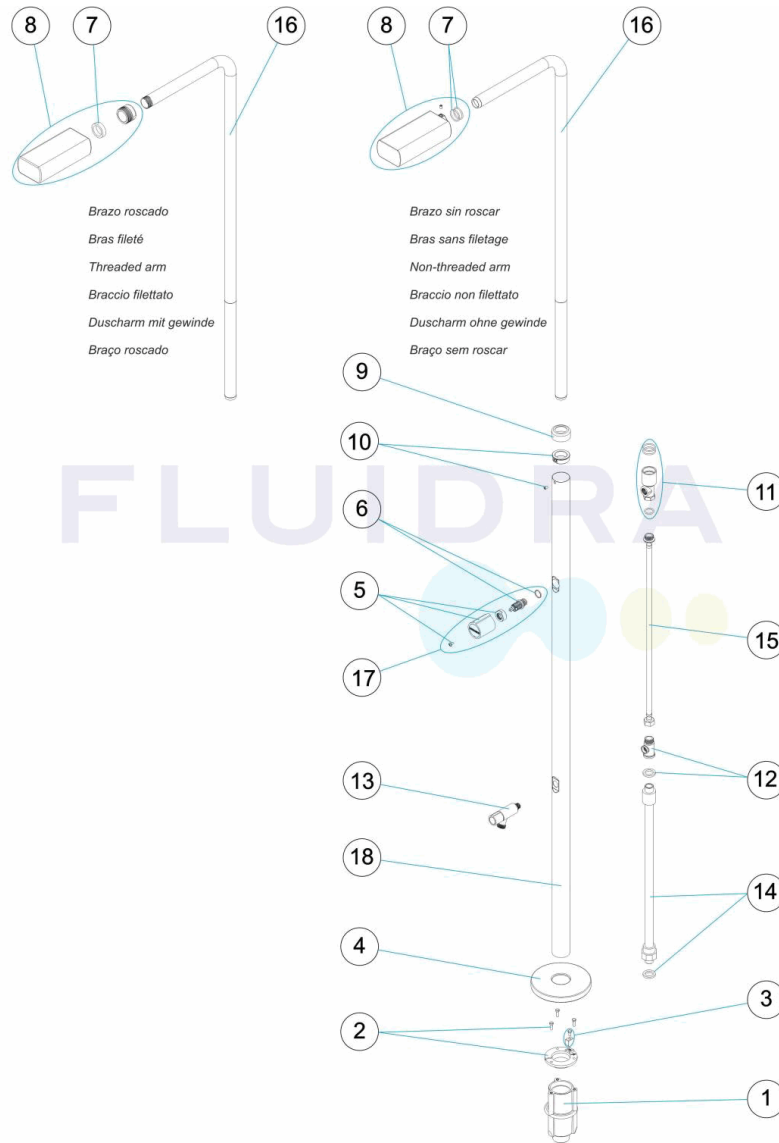
DESCRIPTION: **DOUCHE ANGEL LAVE-PIEDS**

OBSERVATIONS

POS	CODE	OBSERVATIONS
7	4401040021	PARA BRAZO ROSCADO / FOR THREADED ARM
7	4401040266	PARA BRAZO SIN ROSCAR / FOR NON-THREADED ARM
8	4401040020	PARA BRAZO ROSCADO / FOR THREADED ARM
8	4401040226	PARA BRAZO SIN ROSCAR / FOR NON-THREADED ARM
16	4401040024	PARA BRAZO ROSCADO / FOR THREADED ARM
16	4401040267	PARA BRAZO SIN ROSCAR / FOR NON-THREADED ARM

CODE **52718**

DESCRIPTION: **ANGEL SHOWER WITH FOOTWASH TAP**



ENGLISH

POS	CODE	DESCRIPTION	POS	CODE	DESCRIPTION
1	4401040109	SHOWER ANCHORING FIXTURE	10	4401040022	SHOE RING
2	4401040108	SHOWER ANCHOR D 43	11	4401040023	VALVE SOCKET
3	4401040903	EARTH CONNECTION	12	4401040049	1/2" M.-1/4" H.-1/2" H. 'TE '
4	4401040017	D. 43 LOWER SHOWER COVER	13	4401040050	FOOTBATH TAP
5	4401040018	CYLINDRICAL KNOB	14	4401040212	1/2' BOTTOM PIPE
6	4401040019	VALVE SHAFT	15	4401040048	FLEXIBLE HOSE 1/2" M - 1/2" H L=550 MM.
7 *	4401040021	D. 40 ARM JOINT	16 *	4401040024	THREADED SHOWER ARM
7 *	4401040266	SET OF 2 O-RINGS	16 *	4401040267	SHOWER ARM
8 *	4401040020	THREADED RECTANGULAR NOZZLE	17	4401040047	KNOB
8 *	4401040226	RECTANGULAR NOZZLE WITH SET SCREW	18	52718R0003	TUBE EXTERNAL 43MM
9	4401040106	TOP ESCUTCHEON PLATE 43			

CODE **52718**


DESCRIPTION: **ANGEL SHOWER WITH FOOTWASH TAP**

OBSERVATIONS

POS	CODE	OBSERVATIONS
7	4401040021	PARA BRAZO ROSCADO / FOR THREADED ARM
7	4401040266	PARA BRAZO SIN ROSCAR / FOR NON-THREADED ARM
8	4401040020	PARA BRAZO ROSCADO / FOR THREADED ARM
8	4401040226	PARA BRAZO SIN ROSCAR / FOR NON-THREADED ARM
16	4401040024	PARA BRAZO ROSCADO / FOR THREADED ARM
16	4401040267	PARA BRAZO SIN ROSCAR / FOR NON-THREADED ARM

CODICE 52718

DESCRIZIONE: DOCCIA ANGEL LAVAPIEDI



Brazo roscado
Bras fileté
Threaded arm
Braccio filettato
Duscharm mit gewinde
Braço roscado

Brazo sin roscar
Bras sans filetage
Non-threaded arm
Braccio non filettato
Duscharm ohne gewinde
Braço sem roscar

ITALIANO

POS	CODICE	DESCRIZIONE	POS	CODICE	DESCRIZIONE
1	4401040109	CORPO ANCORAGGIO DOCCIA	10	4401040022	ANELLO FISSAGGIO
2	4401040108	FISSAGGIO ANCORAGGIO DOCCIA D 43	11	4401040023	CORPO VALVOLA
3	4401040903	PRESA A TERRA	12	4401040049	T' 1/2" M.-1/4" H.-1/2" H.
4	4401040017	COPERTURA INFERIORE DOCCIA D. 43	13	4401040050	RUBINETTO LAVAPIEDI
5	4401040018	POMELLO CICLINDRICO	14	4401040212	TUBO INFERIORE 1/2'
6	4401040019	ASSE VALVOLA	15	4401040048	SPINOTTO 1/2" M - 1/2" H L=550 MM.
7 *	4401040021	GIUNTURA BRACCIO D. 40	16 *	4401040024	BRACCIO DOCCIA FILETTATO
7 *	4401040266	SET DI 2 GIUNTA TORICA	16 *	4401040267	BRACCIO DOCCIA
8 *	4401040020	SPRUZZATORE RETTANGOLARE FILETTATO	17	4401040047	SET MANOPOLA
8 *	4401040226	SPRUZZATORE RETTANGOLARE VITE PRIGIONIER,	18	52718R0003	TUBO ESTERNO D.43
9	4401040106	COPRIFLANGIA 43			

CODICE 52718


DESCRIZIONE: DOCCIA ANGEL LAVAPIEDI

OSSERVAZIONI

POS	CODICE	OSSERVAZIONI
7	4401040021	PARA BRAZO ROSCADO / FOR THREADED ARM
7	4401040266	PARA BRAZO SIN ROSCAR / FOR NON-THREADED ARM
8	4401040020	PARA BRAZO ROSCADO / FOR THREADED ARM
8	4401040226	PARA BRAZO SIN ROSCAR / FOR NON-THREADED ARM
16	4401040024	PARA BRAZO ROSCADO / FOR THREADED ARM
16	4401040267	PARA BRAZO SIN ROSCAR / FOR NON-THREADED ARM

CODE 52718

BESCHREIBUNG: DUSCHE ANGEL FUSSWASCHHAHN



DEUTSCH

POS	CODE	BESCHREIBUNG	POS	CODE	BESCHREIBUNG
1	4401040109	VERANKERUNG DUSCHE	10	4401040022	ABSTANDSRING
2	4401040108	BEFESTIGUNGSRING VERANKERUNG DUSCHE	11	4401040023	VENTIL T-STÜCK
3	4401040903	ERDUNG	12	4401040049	T" -STÜCK 1/2" M.-1/4" H.-1/2" H.
4	4401040017	DECKEL INNEN DUSCHE D. 43	13	4401040050	FUSSWASCH-HAHN
5	4401040018	GRIFF ZYLINDERFÖRMIG	14	4401040212	ROHR 1/2" DUSCHE
6	4401040019	ACHSE VENTIL	15	4401040048	FLEXIBLER SCHLAUCH 1/2" M - 1/2" H L=550 MM.
7 *	4401040021	DICHTUNG ARM D. 40	16 *	4401040024	DUSCHARM MIT GEWINDE
7 *	4401040266	SET 2 O-RINGE	16 *	4401040267	DUSCHARM
8 *	4401040020	DUSCHKOPF RECHTECKIG MIT GEWINDE	17	4401040047	SET GRIFF
8 *	4401040226	DUSCHKOPF RECHTECKIG MIT MADENSCHRAUBE	18	52718R0003	AUSSENROHR D.43
9	4401040106	BLENDE DUSCHE OBEN			

CODE **52718**


BESCHREIBUNG: **DUSCHE ANGEL FUSSWASCHHAHN**

HINWEISE

POS	CODE	HINWEISE
7	4401040021	PARA BRAZO ROSCADO / FOR THREADED ARM
7	4401040266	PARA BRAZO SIN ROSCAR / FOR NON-THREADED ARM
8	4401040020	PARA BRAZO ROSCADO / FOR THREADED ARM
8	4401040226	PARA BRAZO SIN ROSCAR / FOR NON-THREADED ARM
16	4401040024	PARA BRAZO ROSCADO / FOR THREADED ARM
16	4401040267	PARA BRAZO SIN ROSCAR / FOR NON-THREADED ARM

CODIGO **52718**

DESCRIÇÃO: **DUCHE ANGEL LAVA-PÉS**



PORTUGUES

POS	CODIGO	DESCRIÇÃO	POS	CODIGO	DESCRIÇÃO
1	4401040109	CORPO ÂNCORA CHUVEIRO	10	4401040022	ANEL DE FIXAÇÃO
2	4401040108	FIXAÇÃO ÂNCORA CHUVEIRO D 43	11	4401040023	CORPO VÁLVULA
3	4401040903	LIGAÇÃO A TERRA	12	4401040049	TÊ 1/2" M.-1/4" H.-1/2" H.
4	4401040017	PLACA ESTANQUE INFERIOR DUCHE D. 43	13	4401040050	TORNEIRA LAVA-PÉS
5	4401040018	MAÇANETA CILÍNDRICA	14	4401040212	TUBO INFERIOR 1/2'
6	4401040019	EIXO VÁLVULA	15	4401040048	MANGA 1/2" M - 1/2" H L=550 MM.
7	* 4401040021	JUNTA BRAÇO D. 40	16	* 4401040024	BRAÇO CHUVEIRO ROSCADO
7	* 4401040266	CONJUNTO DE 2 JUNTAS TORICAS	16	* 4401040267	BRAÇO CHUVEIRO
8	* 4401040020	DIFUSOR RETANGULAR ROSCADO	17	4401040047	CJTO. PUXADOR
8	* 4401040226	DIFUSOR RETANGULAR COM PARAFUSO PRISIONE	18	52718R0003	TUBO EXTERIOR D. 43
9	4401040106	ANTIDERRAPANTE			

CODIGO 52718

DESCRIÇÃO: DUCHE ANGEL LAVA-PÉS

OBSERVAÇÕES

POS	CODIGO	OBSERVAÇÕES
7	4401040021	PARA BRAZO ROSCADO / FOR THREADED ARM
7	4401040266	PARA BRAZO SIN ROSCAR / FOR NON-THREADED ARM
8	4401040020	PARA BRAZO ROSCADO / FOR THREADED ARM
8	4401040226	PARA BRAZO SIN ROSCAR / FOR NON-THREADED ARM
16	4401040024	PARA BRAZO ROSCADO / FOR THREADED ARM
16	4401040267	PARA BRAZO SIN ROSCAR / FOR NON-THREADED ARM